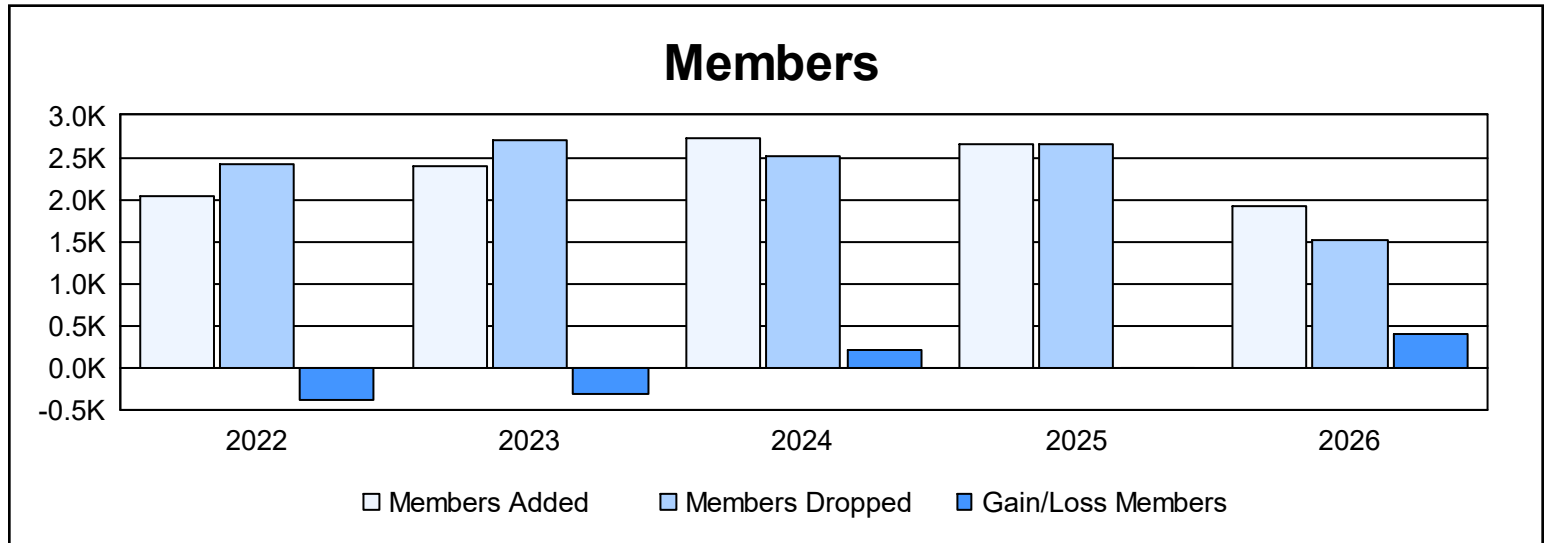
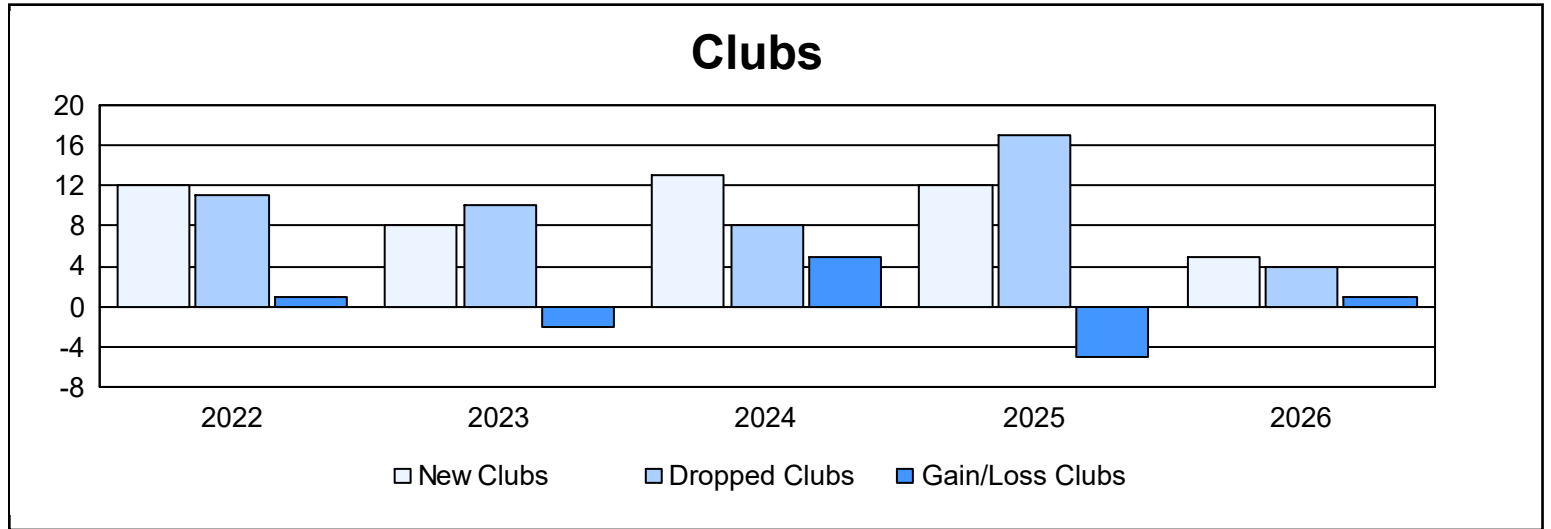
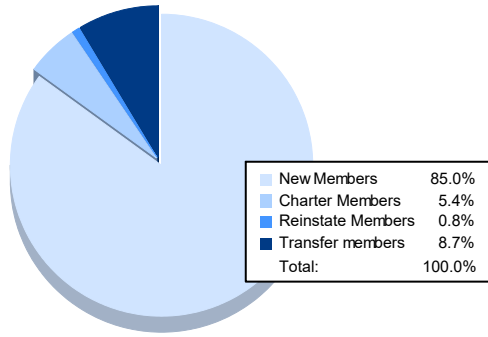


Year	New Clubs	Dropped Clubs	Gain/ Loss Clubs	New Members	Charter Members	Reinstate Members	Transfer Members	Total Member Added	Total Members Dropped	Gain/ Loss Members
2021-2022	12	11	1	1,559	281	22	172	2,034	2,411	-377
2022-2023	8	10	-2	2,032	181	23	150	2,386	2,704	-318
2023-2024	13	8	5	2,141	341	37	204	2,723	2,522	201
2024-2025	12	17	-5	2,113	309	40	191	2,653	2,657	-4
2025-2026	5	4	1	1,624	103	16	167	1,910	1,522	388
Average	10	10	0	1,894	243	28	177	2,341	2,363	-22



Membership Composition March 2026 Cumulative



Gender Composition March 2026 Cumulative

